



Financial results: Q3 of 2021-22

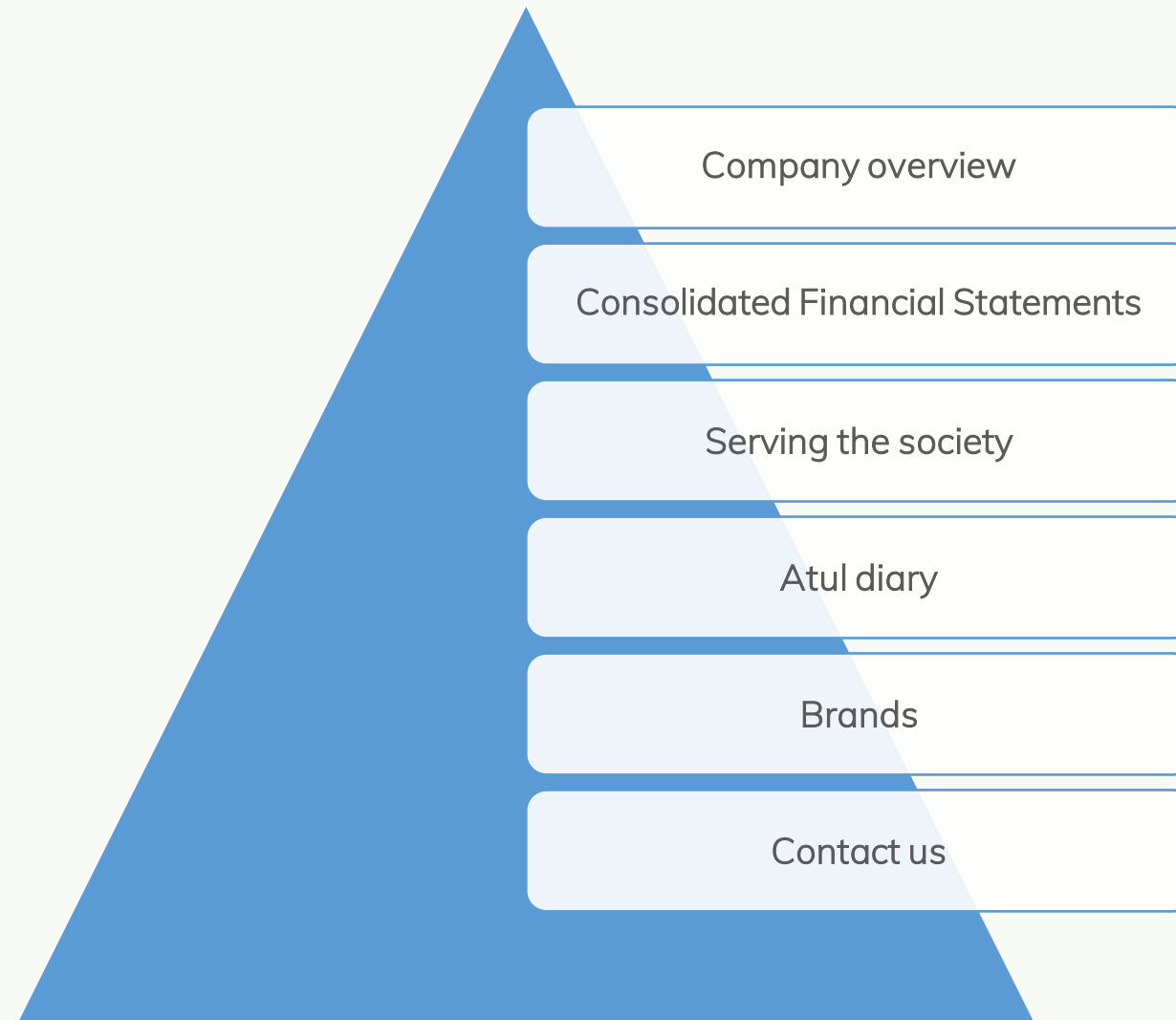
January 28, 2022

Disclaimer

Atul Ltd (Atul) may, from time to time, make written and oral forward looking statements, in addition to the statements contained in the filings of the Company with BSE Ltd and National Stock Exchange of India Ltd, and our reports to shareholders. The Company does not undertake to update any forward-looking statements that may be made from time to time by or on behalf of it.

All information contained in this presentation have been prepared solely by Atul. The Company does not accept any liability whatsoever for any loss, howsoever, arising from any use or reliance on this presentation or its contents or otherwise arising in connection therewith.

Index



Group entities



Atul Bioscience Ltd



DPD Ltd



Atul Rajasthan Date Palms Ltd



Amal Ltd



Rudolf Atul Chemicals Ltd



Anaven LLP



Atul Brasil Quimicos



Atul China



Atul Europe



Atul Middle East



Atul USA



Atul Foundation



Atul Club

Company profile



4,000 customers



92 countries



6 production sites
in India



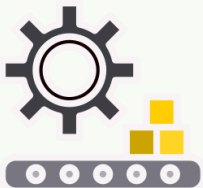
30 industries



140 brands



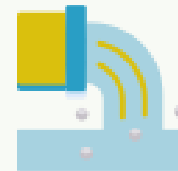
5 sales offices abroad



900 products and 400
formulations



50 MW
captive power plant



30 m³ | day
effluent treatment

Businesses



Aromatics



Bulk Chemicals and Intermediates



Colors



Crop Protection - Bulk Actives



Crop Protection - Retail



Floras



Pharmaceuticals



Polymers - Performance Materials



Polymers - Retail

Joint ventures

Partner	Joint ventures	Holding %	Period	Product Product group(s)
American Cyanamid	Cyanamid India	35 - 65	1961 – 1999	Agrochemicals and pharmaceuticals
ICI	Atic	50 - 50	1955 – 1995	Textile dyes
Ciba-Geigy	Cibatul	65 - 35	1960 – 1998	Resins and hardeners
Government of Rajasthan	ARDPL*	74 - 26	2010...	Tissue culture raised date palms
Rudolf	RACL**	50 - 50	2011...	Textile chemicals
Nouryon	Anaven	50 - 50	2017...	Monochloroacetic acid

*Atul Rajasthan Date Palms Ltd **Rudolf Atul Chemicals Ltd

Industries served



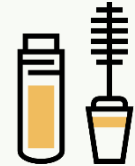
Agriculture



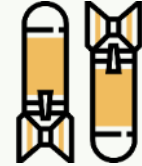
Composite



Construction



Cosmetic



Defence



Electrical and Electronics



Food



Fragrance



Glass



Home care



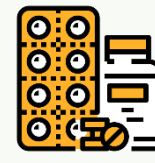
Horticulture



Paint and Coatings



Personal care



Pharmaceuticals



Rubber



Soap and Detergent



Sport and Leisure



Tyre



Textile



Wind energy

Pioneering efforts

- largest manufacturer of *para* Cresol, *para* Anisic aldehyde and *para* Anisic alcohol in the world
- only integrated manufacturer of Resorcinol and Resorcinol formaldehyde resin in India
- largest manufacturer of Vat dyes and Sulphur black dyes in India
- amongst the leading manufacturers of 2,4-D Acid and its derivatives in the world
- amongst the leading manufacturers of Dapsone, an API in the world
- largest manufacturer of 3,3'-Diaminodiphenyl sulfone and 4,4'-Diaminodiphenyl sulfone in the world
- DPD Ltd, a subsidiary of the Company, is a leading producer of tissue culture raised date palm plants in the world

Profit and loss (consolidated)

₹ cr

Particulars	Q3 FY22	Q3 FY21	YoY (%)	Q2 FY22	QoQ (%)	YTM FY22	YTM FY21	YoY (%)
Revenue	1,380	953	45%	1,250	10%	3,710	2,616	42%
EBIDTA	257	283	(9%)	241	7%	766	752	2%
EBIDTA%	19%	30%	(11%)	19%	(1%)	21%	29%	(8%)
PBT	210	247	(15%)	196	7%	628	646	(3%)
PBT%	15%	26%	(11%)	16%	(0%)	17%	25%	(8%)
PAT	157	190	(18%)	146	7%	468	483	(3%)
PAT%	11%	20%	(9%)	12%	(0%)	13%	18%	(6%)
EPS	53	64	(17%)	50	6%	158	162	(2%)

- Q3 CY revenue increased by 45% YoY, highest so far in a quarter, mainly due to:
 - increase in selling prices in line with market trends
 - strong demand in Colors, Crop Protection – Bulk Actives and Polymers – Performance Materials Businesses
- Margins reduced mainly due to higher input prices and freight cost.

Balance sheet (consolidated)

₹ cr

Particulars	December 31, 2021	March 31, 2021
Fixed asset	1,839	1,651
Other non-current assets	1,030	722
Total non-current assets	2,869	2,373
Inventories	910	594
Trade receivables	926	733
Current investments	630	1,039
Other current assets	285	198
Total current assets	2,751	2,564
Total assets	5,620	4,937
Equity share capital	30	30
Other equity	4,367	3,827
Total equity	4,397	3,857
Non current liabilities	241	274
Trade payables	681	563
Other current liabilities	301	243
Total current liabilities	982	806
Total liabilities	5,620	4,937

- Commissioning of projects worth ~ ₹ 200+ cr.
- Sharp increase in working capital mainly in inventory and receivables due to high prices and higher sales.
- Investment in current assets moved to long-term bonds and capex.

Segment financials (consolidated)

₹ cr

Particulars	Performance and Other Chemicals			Life Science Chemicals			Others			Un-allocable		
	FY22	FY21	YoY (%)	FY22	FY21	YoY (%)	FY22	FY21	YoY (%)	FY22	FY21	YoY (%)
Revenue	2,707	1,805	50%	1,098	904	21%	55	34	65%	-	-	-
PBT	448	411	9%	127	169	(25%)	21	7	215%	32	59	(45%)
PBT%	17%	23%	(6%)	12%	19%	(7%)	39%	20%	18%	-	-	-
Assets	2,510	1,785	41%	943	828	14%	164	128	29%	2,003	1,984	1%
Liabilities	737	457	61%	201	272	(26%)	34	40	(16%)	251	177	42%

- Strong growth in Colors and Polymers – Performance Materials Businesses lead to 50% growth in Performance and Other Chemicals segment.
- Low demand in Pharmaceuticals Business but good demand in Crop Protection – Bulk Actives Business has helped to achieve 21% growth in Life Science Chemicals segment.
- Margin reduced in both the key segments mainly due to higher input prices and freight cost.

Serving the society

Education:

Tablets lab at Kalyani Shala



promoting self-learning among students using 25 tabs with preinstalled learning material

Education:

Computer lab in two schools



provided five computers in a primary school at Ankleshwar and five computers in a primary school at Panoli to develop computer labs in those schools

Serving the society

Health: Medical camps



Eye camps

- treated 1,951 patients through 5 camps
- provided free spectacles to 1,583 patients
- conducted free cataract operations for 17 patients

Diagnostic camp

- provided diagnosis and treatment to 301 patients in a camp

Health: Blood donation



- collected 439 units of blood through 5 camps in Valsad
- collected 88 units of blood through 1 camp in Ankleshwar

Atul diary

- **New product launch | development**
 - NOVATIC Classic Dark Green Pdr and NOVATIC Classic Dark Navy Pdr: launched by Colors Business to offer customised colours for small scale textile clusters
 - RUCO-THICKENER REAC and RUCO-THICKENER PPET: thickeners for textile printing introduced by RACL

- **Accreditation | Certification**

Colors Business

- i) GOTS certificate: Ver-6 and ZDHC MSRL 2.0
- ii) GOTS approved products: 241
- iii) ZDHC – MSRL conformance products (level-2): 118

Crop Protection Business: Indian patent granted for a novel combination product for seed treatment.

Pharmaceuticals Business: European pharmacopeia accepted Atul's method of analysis for Dapsone assay and related substances.

Our brands



LAPOX[®]
epoxy adhesives



polygrip[®]
synthetic rubber and PU adhesives



LACARE[®]
maintenance for performance

Our brands



insecticides



herbicides



fungicides



bio-stimulants

Contact us



Atul Ltd

Atul 396 020, Gujarat, India

investors@atul.co.in | (+91 2632) 230000

